

ACCUBALANCE® AIR CAPTURE HOOD MODEL 8380



The 8380 AccuBalance® Air Capture Hood is a multipurpose electronic air balancing instrument primarily used for efficiently taking direct air volume readings at diffusers and grilles. It features a detachable micromanometer which can be used with optional probes for increased flexibility in multiple measurement applications.

Offering durable, trouble-free operation, this lightweight, ergonomically designed capture hood kit saves time and money by combining multiple measurement tools into one package. The 8380 AccuBalance Air Capture Hood helps you create healthy and energy efficient environments while meeting local codes, guidelines and regulations for ventilation systems.

Applications

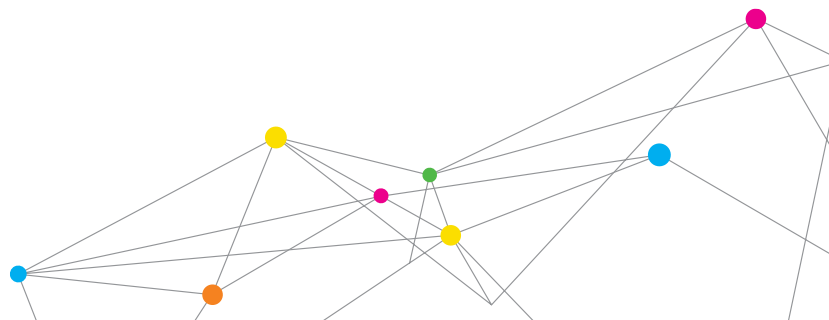
- + Test and balance contractors
- + Commissioning agents
- + Facilities managers
- + Health and safety specialists
- + Ventilation system installers

Features and Benefits

- + Ergonomic design and ultra light weight for easy, one-person operation
- + Automatically senses and displays supply or return flows, saving time on the job
- + Back pressure compensation ensures accurate readings
- + Multiple hood sizes available for easy, cost effective use across multiple jobs
- + Detachable digital micromanometer offers flexibility to use in multiple applications
- + Includes Swirl X Flow Conditioner for use with twist or swirl type supply air diffusers



UNDERSTANDING, ACCELERATED



DETACHABLE MICROMANOMETER MODEL 8715

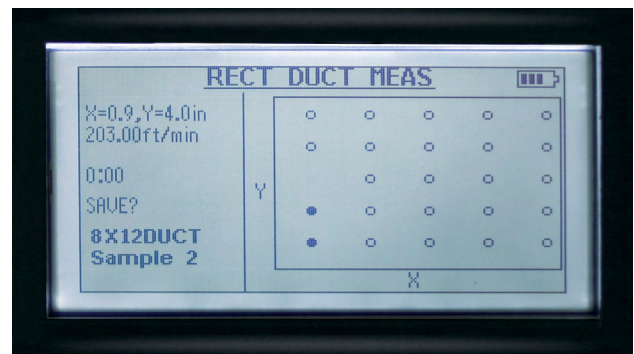
The 8380 AccuBalance Air Capture Hood includes a detachable 8715 micromanometer—one of the most advanced, versatile, and easy to use micromanometers on the market today. The 8715 features an auto-zeroing pressure sensor that increases measurement resolution and accuracy along with an intuitive menu structure for ease of operation.



Model 8715 (Micromanometer shown with standard and optional accessories)

Features and Benefits

- + Accurately measures pressure, velocity and flow to help you meet industry standards
- + Auto-zeroing pressure sensor reduces user-steps and saves time
- + Automatic density correction increases reading accuracy
- + Intuitive menu structure allows for ease of use and setup
- + Large graphic display with backlight offers easy-to-use interface
 - Displays up to five measurements simultaneously
 - On-screen messages and instructions
 - Programmed for multiple languages
- + Integrated Log-Tchebycheff duct traverse application simplifies calculations
- + Bluetooth® communications for transferring data or remote polling
- + Optional LogDat™ Mobile Android™ App connects to the instrument via bluetooth to remotely take readings and datalog measurements for review or export
- + Includes downloading software with USB cable
- + Accommodates optional pitot, air flow (straight pitot), temperature/relative humidity, velocity matrix, or thermoanemometer probes for use in multiple applications



Integrated duct traverse application



SPECIFICATIONS

ACCUBALANCE® AIR CAPTURE HOOD MODEL 8715 AND 8380

Velocity Range

Pitot probes	25 to 15,500 ft/min (0.125 to 78 m/s)
Air flow probe	25 to 5,000 ft/min (0.125 to 25 m/s)
Velocity matrix	25 to 2,500 ft/min (0.125 to 12.5 m/s)
Accuracy	±3% of reading ±7 ft/min (±0.04 m/s) at velocities >50 ft/min (>0.25 m/s)
Units	ft/min, m/s
Resolution	1 ft/min (0.01 m/s)

Pressure

Differential pressure	±15 in. H ₂ O (±3735 Pa); 150 in. H ₂ O (37.5 kPa), maximum safe operating pressure
Absolute pressure	15 to 40 in. Hg (356 to 1016 mm Hg)
Accuracy	±2% of reading ±0.0001 in. H ₂ O (±0.025 Pa) static and differential; ±2% of reading absolute
Units	in. H ₂ O, in. Hg, Pa, hPa, kPa, mm Hg, cm Hg, mm H ₂ O, cm H ₂ O,
Resolution	0.00001 in. H ₂ O (0.001 Pa) static and differential; 0.01 in. Hg (1 mm Hg) absolute

Volume

Range	25 to 2,500 ft ³ /min (42 to 4250 m ³ /h) capture hood
Accuracy	±3% of reading ±7 ft ³ /min (±12 m ³ /h) at flows >50 ft ³ /min (>85 m ³ /h)
Units	ft ³ /min, m ³ /h, m ³ /min, l/s
Resolution	1 ft ³ /min (1 m ³ /h)

RH

Range	5 to 95% RH temperature/RH probe
Accuracy	±3% RH
Resolution	0.1% RH

Temperature

Sensor in base	40 to 140°F (4.4 to 60°C)
Temperature/RH probe	14 to 140°F (-10 to 60°C)
Accuracy	±0.5°F (±0.3°C)
Units	°F, °C
Resolution	0.1°F (0.1°C)

Instrument Temperature Range

Operating	40 to 140°F (4.4 to 60°C)
Storage	-4 to 160°F (-20 to 71°C)

Statistics

min, max, average

Data Storage

26,500 samples, time and date stamped

Logging Interval

User selectable

Response Time

2 to 8 seconds, differential pressure sensor

Dimensions (manometer only)

7.4 in. x 4.5 in. x 2.3 in. (18.8 cm x 11.4 cm x 5.8 cm)

Pressure Connection

1/4 in. (6.35 mm) OD straight ports with barbed ends for use with 3/16 in. (4.76 mm) ID flexible tubing

Weight with Batteries

8715	17 oz (0.5 kg)
8380	7.4 lb (3.4 kg)

Power Requirements

Four AA-size cells or AC adapter

Ordering Information

8715	Manometer with carrying case, 4 AA size rechargeable NiMH batteries, multi-country AC adapter, 18 in. (46 cm) Pitot probe, 2 Static Pressure probes, 16 ft (4.8 m) Neoprene tubing, downloading software, USB interface cable, NIST-traceable calibration certificate, and manual.
8380	2 ft x 2 ft (610 mm x 610 mm) air capture hood/frame/base, Swirl X Flow Conditioner, manometer, 4 AA size rechargeable NiMH batteries, multi-country AC adapter, 18 in. (46 cm) Pitot probe, 2 Static Pressure probes, 16 ft (4.8 m) Neoprene tubing, wheeled luggage-style carrying case, NIST-traceable calibration certification, downloading software, USB interface cable, and manual.

SPECIFICATIONS

ACCUBALANCE® AIR CAPTURE HOOD MODEL 8715 AND 8380

Hood Sizes Available (8380)

Standard Hood Kits

801180 2 ft x 2 ft (610 mm x 610 mm)

Optional Hood Kits

801201 2 ft x 4 ft (610 mm x 1220 mm)
 801200 1 ft x 4 ft (305 mm x 1220 mm)
 801202 1 ft x 5 ft (305 mm x 1525 mm)
 801203 3 ft x 3 ft (915 mm x 915 mm)
 801209 16 in. x 16 in. (406 mm x 406 mm)
 801210 5.25 in. x 4 ft (133 mm x 1220 mm)
 801211 28 in. x 28 in. (710 mm x 710 mm)
 801212 28 in. x 50 in. (710 mm x 1270 mm)

BSC Hood Kit

801204 8 in. x 22 in. (205 mm x 560 mm)
 801205 10 in. x 22 in. (255 mm x 560 mm)

The BSC hood kits are used to certify Class II bio-safety cabinets by taking direct in-flow measurements for NSF compliance.

Recommended Accessories


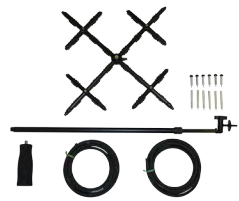



800187 Air flow probe (straight pitot), 18 in. (46 cm)
 800220 Humidity and temperature probe
 801090 Velocity matrix, telescopic handle,
 (2) 8 ft. (2.4 m) neoprene tubing sections
 960 Air Velocity and Temperature, Straight Probe
 962 Air Velocity and Temperature, Articulating Probe
 964 Air Velocity, Temperature, and Humidity,
 Straight Probe
 966 Air Velocity, Temperature, and Humidity,
 Articulating Probe
 634634000 Pitot probe 5/16 in. (8 mm) diameter - 12 in. (30 cm)
 634634001 Pitot probe 5/16 in. (8 mm) diameter - 18 in. (46 cm)
 634634002 Pitot probe 5/16 in. (8 mm) diameter - 24 in. (61 cm)
 634634003 Pitot probe 5/16 in. (8 mm) diameter - 36 in. (91 cm)
 634634005 Pitot probe 5/16 in. (8 mm) diameter - 60 in. (152 cm)
 634650002 Duct plug, 3/8 in. (9.5 mm) diameter - 1000 pieces
 634650003 Duct plug, 3/8 in. (9.5 mm) diameter - 5000 pieces
 8934 Wireless Bluetooth Printer
 CH-Stand Capture Hood Stand
 LogDat™ Mobile Remote reader and data logger Android™ App
 available on Google Play™

Specifications are subject to change without notice.

AccuBalance, TSI and the TSI logo are registered trademarks, and LogDat is a trademark of TSI Incorporated.

Android and Google Play are trademarks of Google Inc.

The Bluetooth registered trademark is owned by the Bluetooth SIG (Special Interest Group).

Optional Accessories	Description
	18 in. (46 cm) straight probe that can be used to perform a duct traverse and to measure face velocity measurements in applications such as chemical fume hoods, HEPA filters, or other laminar flow devices. Ideal for small diameter ductwork.
	Used to measure face velocities of HEPA filters, chemical fume hoods, laminar flow benches, filter banks, kitchen exhausts, and other applications where a large surface area needs to be measured. The 16 point grid covers one square foot area and averages the air velocity while minimizing the affects of turbulence to produce a stable reading.
	Available in straight or articulating construction, and with or without a relative humidity sensor. Models with a relative humidity sensor can also calculate wet bulb and dewpoint temperature
	Telescopic probe extends from 9 to 39 in. (230 to 990 mm) and is ideal for measuring inside of duct work before and after a coil. Probe can be inserted into a standard 5/16 in. (8 mm) diameter hole typically used for pitot traverses and can be used to calculate wet bulb and dewpoint temperatures.
	Stand extends up to 15 ft. to take readings from ceiling diffuser without the use of a ladder. Capture hood is secured onto quad bracket and two extension pole sections can be raised to desired height and locked in place. Hood stand uses wheels for ease of movement and portability.



UNDERSTANDING, ACCELERATED

TSI Incorporated - Visit our website www.tsi.com for more information.

USA Tel: +1 800 874 2811 **India** Tel: +91 80 67877200
UK Tel: +44 149 4 459200 **China** Tel: +86 10 8251 6588
France Tel: +33 4 91 11 87 64 **Singapore** Tel: +65 6595 6388
Germany Tel: +49 241 523030